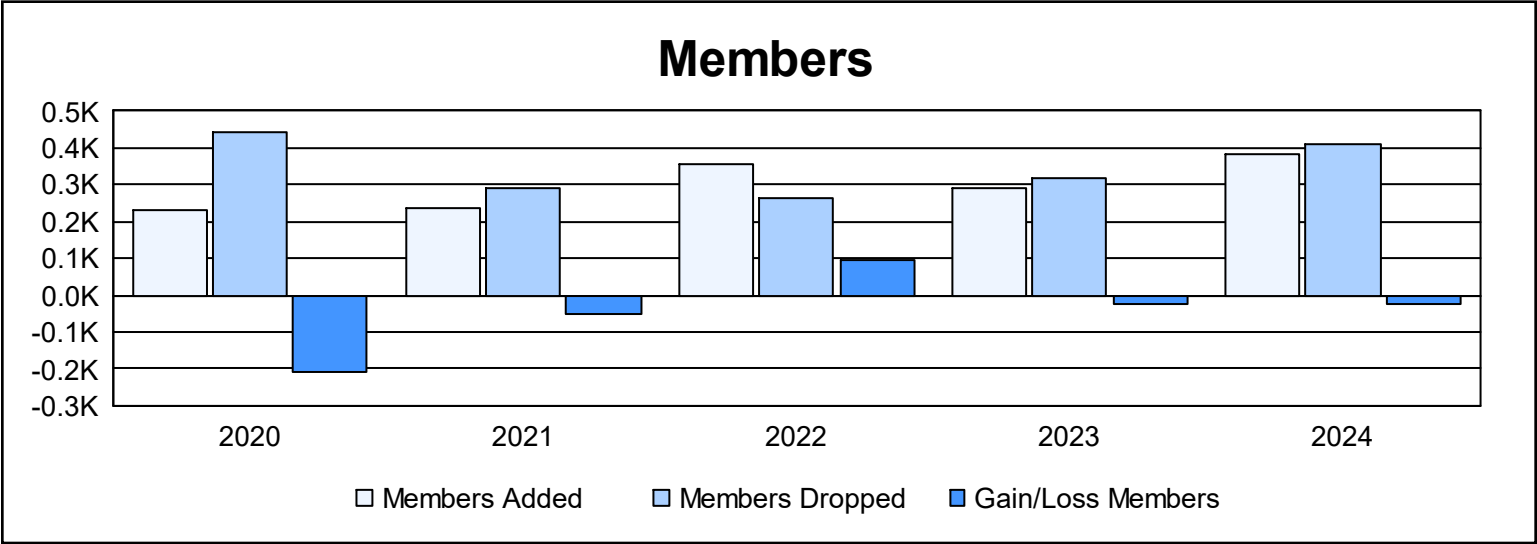
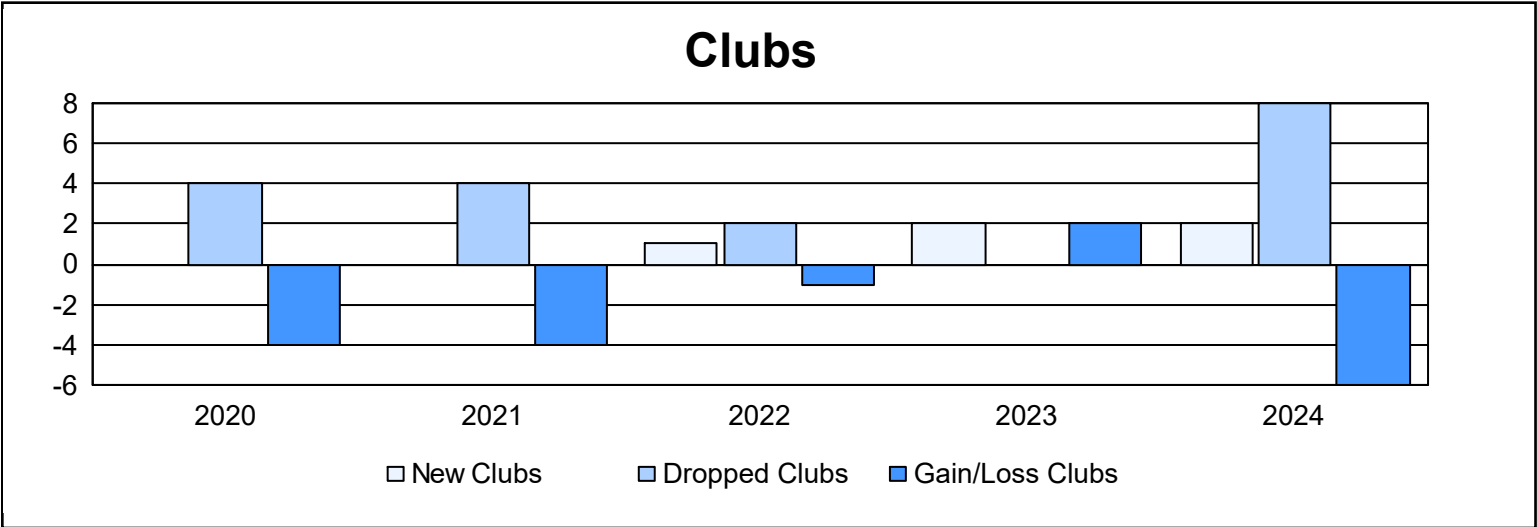
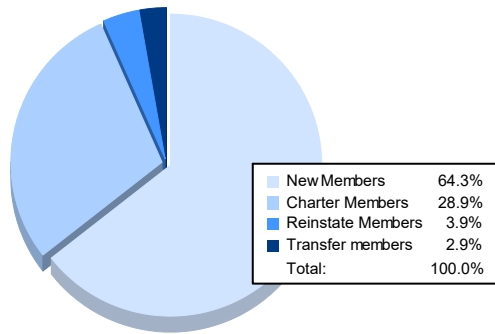


Year	New Clubs	Dropped Clubs	Gain/ Loss Clubs	New Members	Charter Members	Reinstate Members	Transfer Members	Total Member Added	Total Members Dropped	Gain/ Loss Members
2019-2020	0	4	-4	151	38	29	13	231	442	-211
2020-2021	0	4	-4	197	10	16	15	238	289	-51
2021-2022	1	2	-1	296	32	18	12	358	261	97
2022-2023	2	0	2	202	61	20	10	293	319	-26
2023-2024	2	8	-6	247	111	15	11	384	409	-25
Average	1	4	-3	219	50	20	12	301	344	-43



### Membership Composition June 2024 Cumulative



### Gender Composition June 2024 Cumulative

